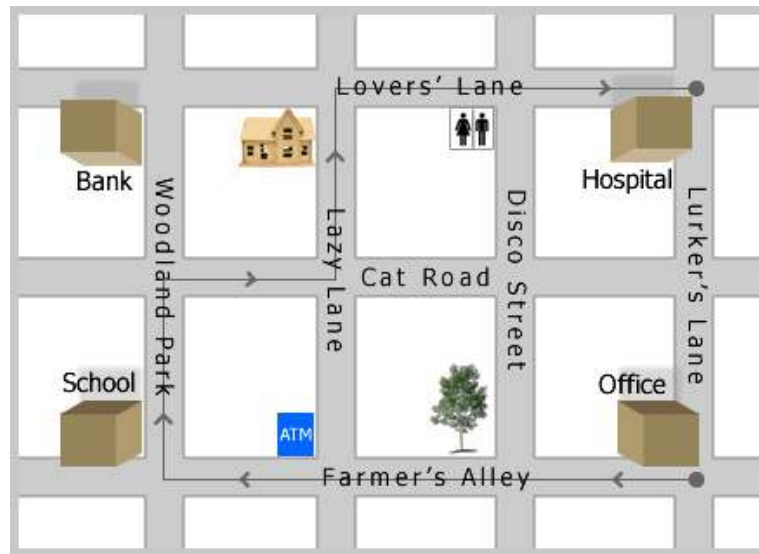


Adam's Journey

Answers



1) Where did Adam start his journey? (Tick 3 boxes)

- | | | | |
|-----------------------------------------------------|---|--------------------------------------------------------|---|
| a) Next to the office. | ✓ | d) The corner of <i>Lurker's</i> and <i>Farmer's</i> . | ✓ |
| b) Next to the tree. | x | e) The <i>Disco-Farmer's</i> intersection. | x |
| c) The corner of <i>Lurker's</i> and <i>Lovers'</i> | x | f) The <i>Lurker's-Farmer's</i> intersection. | ✓ |

2) Which way did he go first? (Tick one box)

- | | |
|-----------------------------------------------------------------------------------|---|
| a) He headed east along <i>Farmer's Alley</i> and took the 4 th right. | x |
| b) He headed west along <i>Farmer's Alley</i> and took the 4 th right. | x |
| c) He headed east along <i>Farmer's Alley</i> and took the 3 rd right. | x |
| d) He headed west along <i>Farmer's Alley</i> and took the 3 rd right. | ✓ |

3) Which turns did he make next? (Tick one box)

- | | |
|-----------------------------------------------------------------------------|---|
| a) He took the 1 st right, followed by the 1 st left. | ✓ |
| b) He took the 1 st right, followed by the 1 st up. | x |
| c) He took the 2 nd right, followed by the 2 nd up. | x |
| d) He took the 2 nd right, followed by the 2 nd left. | x |

4) Finally, what happened? (Tick 3 boxes)

- | | |
|----------------------------------------------------------------------------|---|
| a) The journey ended at the corner of <i>Disco</i> and <i>Lovers'</i> . | x |
| b) The journey ended at the corner of <i>Lurker's</i> and <i>Lovers'</i> . | ✓ |
| c) The journey finished at the <i>Lurker's-Lovers'</i> intersection. | ✓ |
| d) The journey finished at the <i>Lurker's-Cat</i> intersection. | x |
| e) He arrived at the hospital. | ✓ |
| f) He arrived at the toilets. | x |

Final Destination - Teacher's Script

Answers



1. Start at the corner of *Woodland Park* and *Cat Road*.
2. Go east along *Cat Road* and then take your first left.
3. Continue to the next intersect.
4. And stop.

You are at the intersection which has... **the house**

.....

1. Begin your journey at the *Lovers'-Disco* intersection.
2. Head west and take your second left.
3. Then, take the second left again.
4. Stop at the next intersection.

You are at the intersection which has ... **the ATM**

.....

1. Start at the corner of *Disco Street* and *Cat Road*.
2. Head west and take your second right.
3. And turn right again.
4. At the next intersection, turn right.
5. Take your second left.
6. Stop at the next intersection.

You are at the intersection which has ... **the tree**

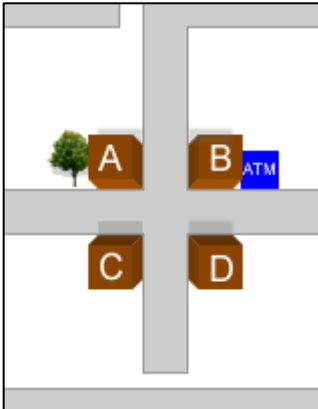
Where is it exactly?

Answers

Fill the gaps using the prepositions below.

Prepositions:

- Opposite
- Diagonally opposite
- Next to

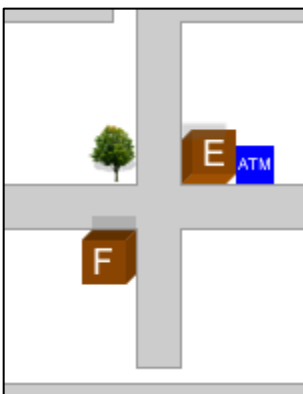


1. Building A is next to / beside a tree.
2. Building A is opposite / across from building B.
3. Building A is diagonally across from / diagonally opposite building D.
4. Building B is opposite / across from building D.
5. Building B is next to / beside an ATM.
6. Building B is diagonally opposite / diagonally across from building C.

Fill the gaps using the places below.


Nouns:

- Building E
- Building F
- An ATM
- A tree
- Nothing



7. Building E is next to an ATM.
8. Building E is opposite a tree.
9. Building E is diagonally opposite building F.
10. Building F is next to nothing.
11. Building F is opposite a tree.
12. Building F is diagonally opposite building E.

Explore New Town Answers



Buildings key:

- A:** High School
- B:** Coffee shop
- C:** Hospital
- D:** Police station
- E:** Supermarket
- F:** Nightclub
- G:** Fire station
- H:** Convenience store
- I:** Bus station
- J:** Swimming pool
- K:** Clothes Shop
- L:** Offices
- M:** Prison
- N:** Bar
- O:** Chinese restaurant
- P:** Cake shop
- Q:** Gym
- R:** Japanese restaurant
- S:** Public toilets
- T:** Shopping centre
- U:** Pizza parlor
- V:** Italian restaurant
- W:** Pharmacy
- X:** Bank
- Y:** Church
- Z:** Post office

Journey 1: Ends at the clothes shop

Journey 2: Ends at the bar

Journey 3: Ends at the post office

Journey 4: Ends at the Italian restaurant

The directions for the journeys above are on the next page.

Explore *New Town* – Directions *Answers*

Journey 1 (easy):

- Start at the corner of *Woodlaw Park* and *Tree Street*.
- Go north on *Woodlaw park* and take your first right.
- Next, take the second right.
- Pass the first intersection and then stop at the second.
- Enter the building next to the tree.

Which building are you in? → The clothes shop

Journey 2:

- Start at the corner of *Silver Road* and *Garden Lane*.
- Go west along *Silver Road* and then turn left at the end of the road.
- Take your first right.
- Travel along this road and take your first right.
- Stop at the next intersection.
- Go into the building beside the ATM.

Which building are you in? → The bar

Journey 3:

- Your journey begins at the *Tree-Benson* intersection.
- Go north on *Benson Road* and take your first left.
- And take the first left again.
- Next, take your second left.
- Then, take the third right.
- Pass the first intersection and then stop at the second.
- Enter the building which is across from the ATM.

Which building are you in? → The post office

Journey 4 (difficult):

- Start your journey at the *Wine-Robber's* intersection.
- Head east along *Wine Lane*, then take your second left.
- Next, take your second left, then your second right.
- Take the second right and then the third right.
- Pass through 3 intersections and then turn right at the fourth.
- Go through another intersection and stop at the one after that.
- Go into the building which is diagonally opposite the tree on the corner.

Which building are you in? → The Italian restaurant