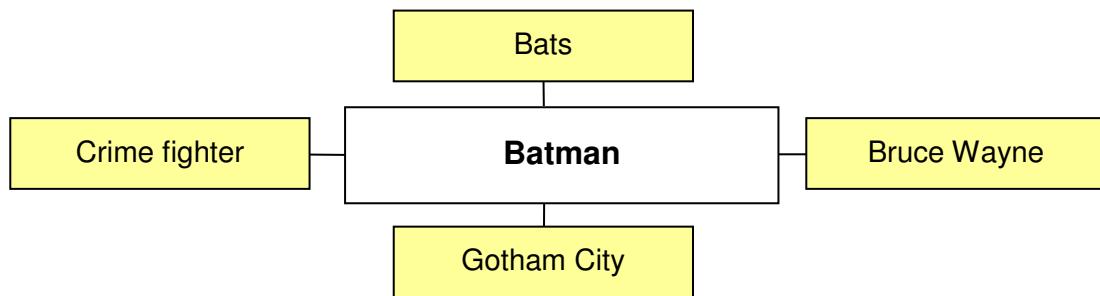


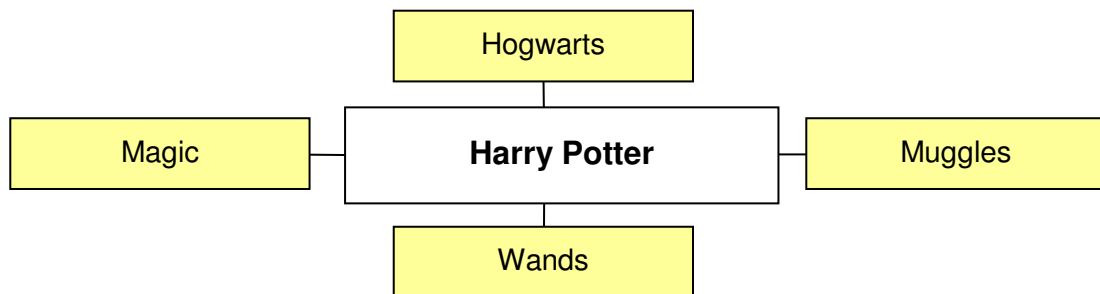
Hollywood Movies

Answers

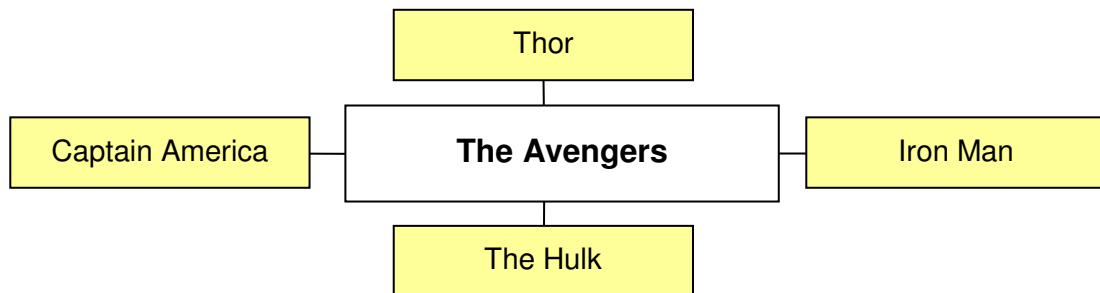
1)



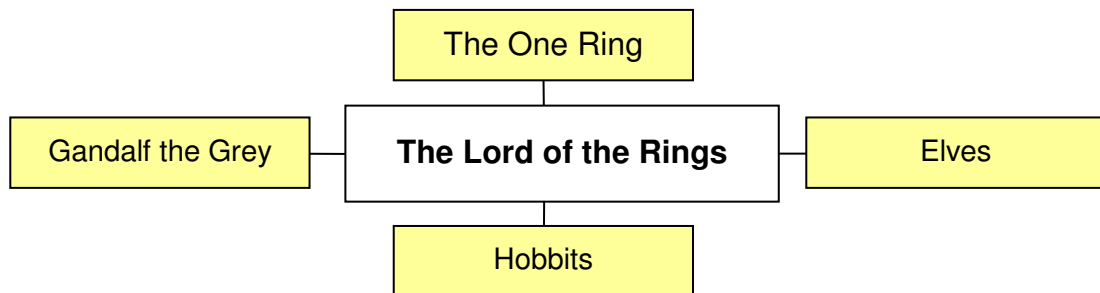
2)



3)



4)



Script Elements

Answers

Part 1: Below is scene 298 from the *Batman Begins* movie script, showing the 5 main script elements. Write the name of each script element next to its description.

298 INT. CONTROL ROOM, WATER BOARD -- CONTINUOUS 298
 ALARMS sound- the Technician looks at the map- lights FLASH.
 SECOND TECHNICIAN
 What's that?
 TECHNICIAN
 The pressure's increasing... and it's... Moving.

David Goyer. Batman Begins. Unknown Draft. Scene 298.

Description of script element	Script element
These are used to order the scenes in the script and help the production team plan the shooting schedule.	Scene number
These appear at the beginning of a new scene and tell us the scene's setting.	Scene heading
This describes what characters do, and can also include extra information about what is seen or heard in the scene.	Action
This always appears above dialogue and tells us which character is speaking.	Character name
This is what the character says.	Dialogue

Part 2: Below is part of scene 299 from the *Batman Begins* movie script. Identify five script elements.

- 299 (scene number)
- EXT. ROOFTOP -- CONTINUOUS (scene heading)
- Batman stands at the edge... (Action)
- RACHEL (character name)
- Wait! (dialogue)

299 EXT. ROOFTOP -- CONTINUOUS 299
 Batman stands at the edge- looks at the IMPOSSIBLE DROP to the moving monorail train...
 RACHEL
 Wait!
 Batman TURNS. Rachel stares at his eyes in the black cowl, reaches up to his face.
 RACHEL (CONT'D)
 You could die. At least tell me your name.

David Goyer. Batman Begins. Unknown Draft. Scene 299.

Batman Begins – Scenes 3 to 6

Answers

3	<p style="text-align: center;">INT. OLD WELL -- CONTINUOUS</p> <p>Young Bruce DROPS thirty feet- LANDS painfully on the rubble strewn bottom of the shaft.</p>	3
4	<p style="text-align: center;">EXT. KITCHEN GARDEN, WAYNE MANOR -- CONTINUOUS</p> <p>Rachel, hearing, RUNS to the well.</p> <p style="text-align: center;">RACHEL BRUCE?!!</p>	4
5	<p style="text-align: center;">INT. OLD WELL -- CONTINUOUS</p> <p>Young Bruce lifts his head from damp dirt and rocks, groaning.</p>	5
6	<p style="text-align: center;">EXT. KITCHEN GARDEN, WAYNE MANOR -- CONTINUOUS</p> <p>Rachel SPRINTS towards the house.</p> <p style="text-align: center;">RACHEL MOM!! MISTER ALFRED!!</p>	6

David Goyer. Batman Begins. Unknown Draft. Scenes 3 - 6.

- **Answer the questions below. For each answer, state the scene number and script element which provided the information.**

Question	Answer	Scene number	Script element
1. Is Bruce an adult or child in the above scenes?	He is a child because they use the word "young".	3	Action
2. State one fact about the well.	It's old. It's 30 feet deep. It has rubble at the bottom.	3	Scene heading / Action
3. Where is Rachel when Bruce falls?	The kitchen garden.	4	Scene heading
4. What suggests that Bruce didn't land on his feet?	After he falls, he lifts his head from dirt and rocks.	5	Action
5. What is the first thing that Rachel does after Bruce falls?	She runs to the well.	4	Action
6. What does Rachel do to help Bruce?	She runs to get help.	6	Action
7. What is the first thing that Rachel says in the above scenes?	"Bruce?!!"	4	Dialogue
8. What is the first thing that Bruce says in the above scenes?	N/A (<i>He groans but doesn't actually say anything</i>)	N/A	N/A

Other Script Features

Answers

A	B	C	D	E
9		EXT. PRISON COURTYARD -- LATER		9
	Wayne and	the Old Man	line up for	gruel. PRISONERS are
	scattered	in small	groups. All	eyes on Wayne.
			OLD MAN	
		They are	going to	fight you.
			WAYNE	
		I fought	them	yesterday.
			OLD MAN	
		They will	fight you	every day.
		Until they	kill you.	
	Wayne holds	out his	plate. Watches	gruel dribbled onto it.
			WAYNE	
		Can't they	kill me	before
		breakfast?		

David Goyer. Batman Begins. Unknown Draft. Scene 9.

1) In which script element do “INT.” and “EXT.” appear?

The scene heading

2) What do you think INT. and EXT. are short for?

a) INT. is short for interior (In other words “inside”)

b) EXT. is short for exterior (In other words “outside”)

3) The table below outlines the alignment and case of each script element. Tick (✓) the boxes that are true for each element.

	Alignment					Case	
	A	B	C	D	E	Mostly Lower	UPPER
Scene number	✓				✓		
Scene heading		✓					✓
Action		✓				✓	
Character name				✓			✓
Dialogue			✓			✓	