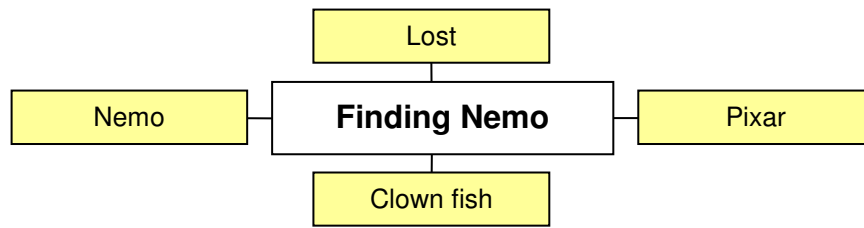


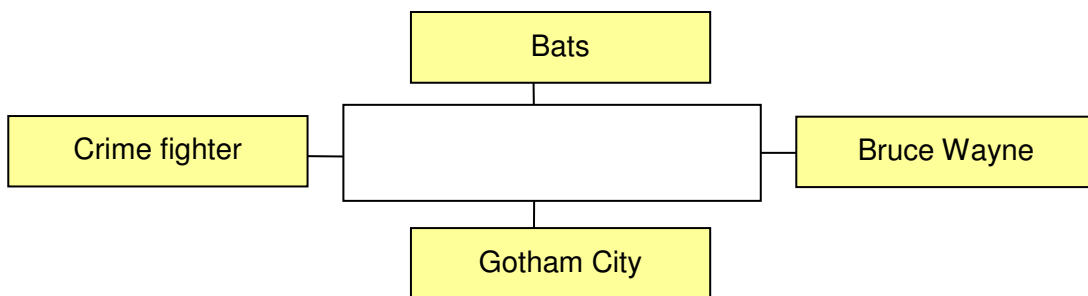
# Hollywood Movies

Use the clues to guess the title of the movie. See the example below.

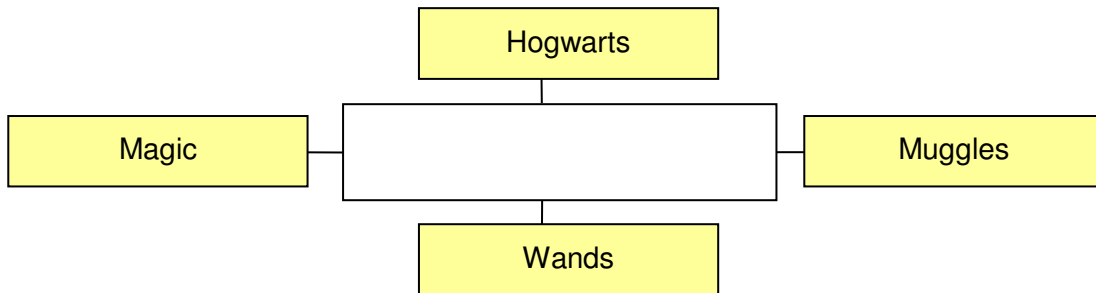
Example:



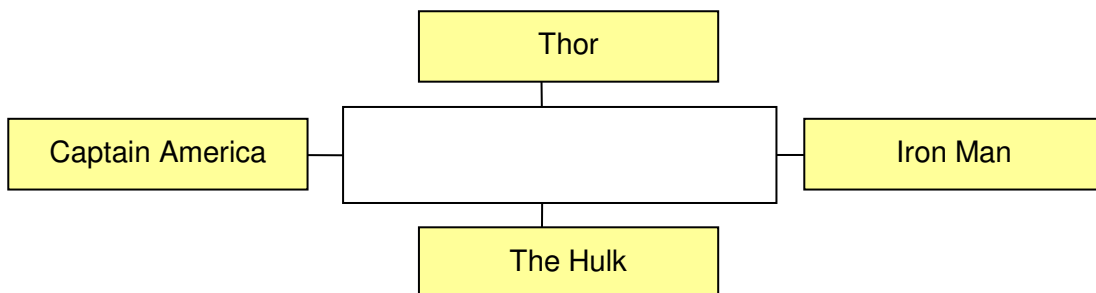
1)



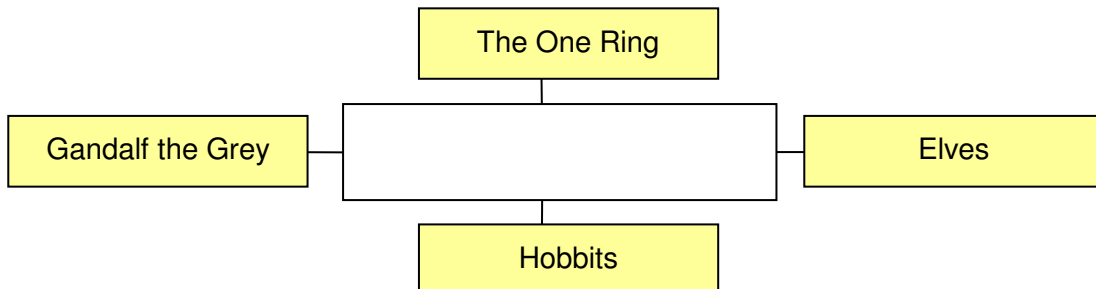
2)



3)



4)



# Script Elements

**Part 1:** Below is scene 298 from the *Batman Begins* movie script, showing the 5 main script elements. Write the name of each script element next to its description.

298 INT. CONTROL ROOM, WATER BOARD -- CONTINUOUS 298

ALARMS sound- the Technician looks at the map- lights FLASH.

SECOND TECHNICIAN  
What's that?

TECHNICIAN  
The pressure's increasing... and it's... *Moving.*

Labels in the image: Scene number (points to 298), Scene heading (points to INT. CONTROL ROOM, WATER BOARD -- CONTINUOUS), Dialogue (points to What's that?), Character name (points to SECOND TECHNICIAN), Action (points to ALARMS sound- the Technician looks at the map- lights FLASH.).

*David Goyer. Batman Begins. Unknown Draft. Scene 298.*

Description of script element	Script element
These are used to order the scenes in the script and help the production team plan the shooting schedule.	
These appear at the beginning of a new scene and tell us the scene's setting.	
This describes what characters do, and can also include extra information about what is seen or heard in the scene.	
This always appears above dialogue and tells us which character is speaking.	
This is what the character says.	

-----fold here-----

**Part 2:** Below is part of scene 299 from the *Batman Begins* movie script. Identify the five script elements. (You don't need to write your answers for this part.)

299 EXT. ROOFTOP -- CONTINUOUS 299

Batman stands at the edge- looks at the IMPOSSIBLE DROP to the moving monorail train...

RACHEL  
Wait!

Batman TURNS. Rachel stares at his eyes in the black cowl, reaches up to his face.

RACHEL (CONT'D)  
You could die. At least tell me your name.

*David Goyer. Batman Begins. Unknown Draft. Scene 299.*

*Script jigsaw is next...*

## Batman Begins – Scenes 3 to 6

3	INT. OLD WELL -- CONTINUOUS	3
	Young Bruce DROPS thirty feet- LANDS painfully on the rubble strewn bottom of the shaft.	
4	EXT. KITCHEN GARDEN, WAYNE MANOR -- CONTINUOUS	4
	Rachel, hearing, RUNS to the well.	
	RACHEL BRUCE?!!	
5	INT. OLD WELL -- CONTINUOUS	5
	Young Bruce lifts his head from damp dirt and rocks, groaning.	
6	EXT. KITCHEN GARDEN, WAYNE MANOR -- CONTINUOUS	6
	Rachel SPRINTS towards the house.	
	RACHEL MOM!! MISTER ALFRED!!	

David Goyer. *Batman Begins*. Unknown Draft. Scenes 3 - 6.

- Answer the questions below. For each answer, state the scene number and script element which provided the information.

Question	Answer	Scene number	Script element
1. Is Bruce an adult or child in the above scenes?			
2. State one fact about the well.			
3. Where is Rachel when Bruce falls?			
4. What suggests that Bruce didn't land on his feet?			
5. What is the first thing that Rachel does after Bruce falls?			
6. What does Rachel do to help Bruce?			
7. What is the first thing that Rachel says in the above scenes?			
8. What is the first thing that Bruce says in the above scenes?			

# Other Script Features

A	B	C	D	E
9	EXT. PRISON COURTYARD -- LATER			9
	Wayne and the Old Man line up for gruel. PRISONERS are scattered in small groups. All eyes on Wayne.			
		OLD MAN	They are going to fight you.	
		WAYNE	I fought them yesterday.	
		OLD MAN	They will fight you every day. Until they kill you.	
	Wayne holds out his plate. Watches gruel dribbled onto it.			
		WAYNE	Can't they kill me before breakfast?	

David Goyer. *Batman Begins*. Unknown Draft. Scene 9.

1) In which script element do “INT.” and “EXT.” appear?

\_\_\_\_\_

2) What do you think INT. and EXT. are short for?

a) INT. is short for \_\_\_\_\_

b) EXT. is short for \_\_\_\_\_

3) The table below outlines the alignment and case of each script element. Tick (✓) the boxes that are true for each element.

	Alignment					Case	
	A	B	C	D	E	Mostly Lower	UPPER
Scene number	✓				✓	<input type="checkbox"/>	<input type="checkbox"/>
Scene heading						<input type="checkbox"/>	<input type="checkbox"/>
Action						<input type="checkbox"/>	<input type="checkbox"/>
Character name						<input type="checkbox"/>	<input type="checkbox"/>
Dialogue						<input type="checkbox"/>	<input type="checkbox"/>

# Batman Begins – Scenes 11 to 13

The scenes below show Bruce being rescued from the well. Write the script on page 6 using script elements in the correct format (alignment and case).

## Scene 11



## Scene 12



## Scene 13



# Write the Script

Use the comic on page 5 to write scenes 11 to 13 below.

A	B	C	D	E